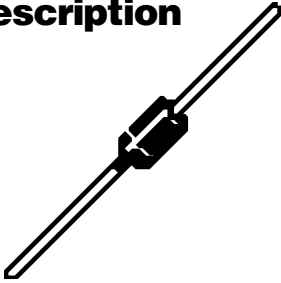
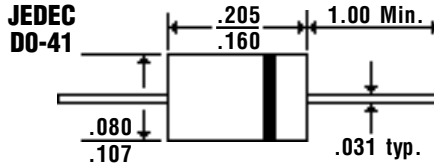


1.5 Watt ZENER DIODES (3.3V to 200V)

Description



Mechanical Dimensions

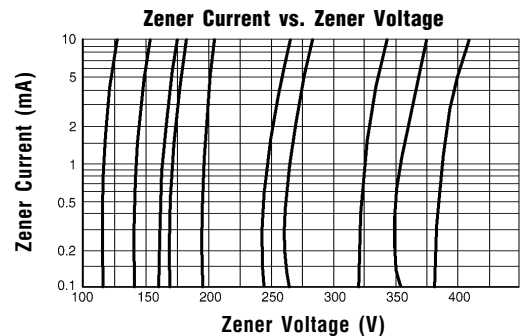
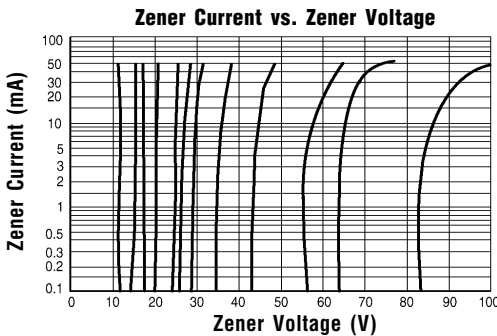
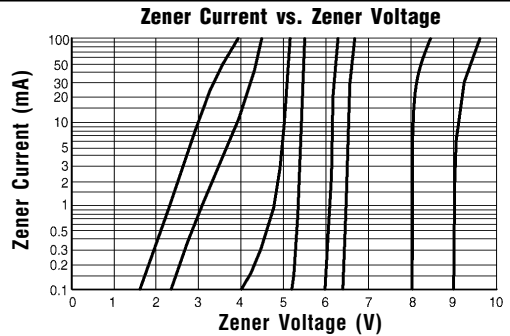
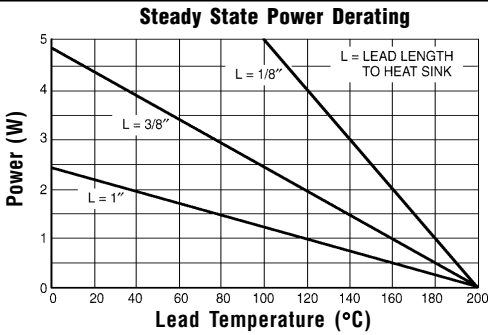


1N5913...5956 Series

Features

- 5 & 10% VOLTAGE TOLERANCES AVAILABLE
- WIDE VOLTAGE RANGE
- MEETS UL SPECIFICATION 94V-0

Maximum Ratings		Units
DC Power Dissipation with $T_L = 75^\circ\text{C}$	1.5	W
Lead Length = 3/8"		
Derate Above 75°C	12	mW / °C
Operating & Storage Temperature Range... T_J, T_{STRG}	-65 to 200	°C



1N5913 ... 5956, 1.5 Watt ZENER DIODES (3.3V to 200V)

- NOTES:** 1. For 10% Tolerance on Zener Voltage, Specify Suffix "A". For 5% Tolerance, Specify Suffix "B". (Example: 1N5917B = 4.7V +/- 5%)
 2. T_A = 25°C unless otherwise specified. Measurements made at Thermal Equilibrium.

Lead Length = .375". Thermal Resistance of Heat Sink = 30°C / W, V_r = 1.5V Max. @ I_r = 200mA

Electrical Characteristics @ 25°C.

Part # Jedec Type #	Nominal Zener Voltage V _Z (V)	Test Current I _{ZT} (mA)	Max. Zener Impedance		Max. Reverse Leakage Current @ V _R		Max. DC Zener Current I _{ZM} (mA)
			Z _{ZT} @ I _{ZT} (Ω)	Z _{ZK} @ I _{ZK} = 0.25mA (Ω)	I _R (μA)	V _R (V)	
1N5913A or B	3.3	113.6	10	500	100	1	454
1N5914A or B	3.6	104.2	9	500	75	1	416
1N5915A or B	3.9	96.1	7.5	500	25	1	384
1N5916A or B	4.3	87.2	6	500	5	1	348
1N5917A or B	4.7	79.8	5	500	5	1.5	319
1N5918A or B	5.1	73.5	4	350	5	2	294
1N5919A or B	5.6	66.9	2	250	5	3	267
1N5920A or B	6.2	60.5	2	200	5	4	241
1N5921A or B	6.8	55.1	2.5	200	5	5.2	220
1N5922A or B	7.5	50	3	400	5	6	200
1N5923A or B	8.2	45.7	3.5	400	5	6.5	182
1N5924A or B	9.1	41.2	4	500	5	7	164
1N5925A or B	10	37.5	4.5	500	5	8	150
1N5926A or B	11	34.1	5.5	550	1	8.4	136
1N5927A or B	12	31.2	6.5	550	1	9.1	125
1N5928A or B	13	28.8	7	550	1	9.9	115
1N5929A or B	15	25	9	600	1	11.4	100
1N5930A or B	16	23.4	10	600	1	12.2	93
1N5931A or B	18	20.8	12	650	1	13.7	83
1N5932A or B	20	18.7	14	650	1	15.2	75
1N5933A or B	22	17	17.5	650	1	16.7	68
1N5934A or B	24	15.6	19	700	1	18.2	62
1N5935A or B	27	13.9	23	700	1	20.6	55
1N5936A or B	30	12.5	26	750	1	22.8	50
1N5937A or B	33	11.4	33	800	1	25.1	45
1N5938A or B	36	10.4	38	850	1	27.4	41
1N5939A or B	39	9.6	45	900	1	29.7	38
1N5940A or B	43	8.7	53	950	1	32.7	34
1N5941A or B	47	8	67	1000	1	35.8	31
1N5942A or B	51	7.3	70	1100	1	38.8	29
1N5943A or B	56	6.7	86	1300	1	42.6	26
1N5944A or B	62	6	100	1500	1	47.1	24
1N5945A or B	68	5.5	120	1700	1	51.7	22
1N5946A or B	75	5	140	2000	1	56	20
1N5947A or B	82	4.6	160	2500	1	62.2	18
1N5948A or B	91	4.1	200	3000	1	69.2	16
1N5949A or B	100	3.7	250	3100	1	76	15
1N5950A or B	110	3.4	300	4000	1	83.6	13
1N5951A or B	120	3.1	380	4500	1	91.2	12
1N5952A or B	130	2.9	450	5000	1	98.8	11
1N5953A or B	150	2.5	600	6000	1	114	10
1N5954A or B	160	2.3	700	6500	1	121.6	9
1N5955A or B	180	2.1	900	7000	1	136.8	8
1N5956A or B	200	1.9	1200	8000	1	152	7